

# Permix Updates 5/26/17

---

Below is a summary of new updates to the Omaha Permix website that aims to improve external user use of the site & better functionality.

## **User filters in the Grading Permit module have been added & updated to provide a better user experience & functionality. See details below**

- The “Show Only” filter has been updated to reflect the user’s role for the grading permit. If your firm is assigned as the Designer, Inspector, or Applicant, you can select that role. If you want to include all roles, you can either unselect or select them all.
- The “PCWP #” search field has been expanded to include the Project Name. Typing the project name or number in the search field will return a list of projects matching that criterion.
- The “Show Pending Review” & “Show Pending Submission” buttons have been removed. The filter “Document Status is...” has been added to the top with the options that allow the user to see what actions are pending for them or those that are pending for City review. For example, if the “Pending Submit/Resubmit” checkbox is selected, only those projects that require an action by the user logged in will display in the projects list. If you want to include all statuses, select or unselect them all.
- “Exclude Permit Closed Projects” filter has been removed & replaced with a new “Permit Status is...” filter. This filter allows the user to filter projects by their status. “Pending” indicates the permit has not been issued yet. “Active” indicates a permit has been issued but not closed. “Closed” means the grading permit has been closed.
- “Inspector” filter has been added. The user can select to see all projects that are assigned to a particular inspector for their firm.
- “Stage” filter has been added. The user can select to see all projects by their current stage.
- “Recommend Voluntary Compliance” filter has been added. By selecting this filter, it will return a list of projects that a City inspector has indicated “Yes” to the question “Do conditions on the site warrant change of compliance status to “Request Voluntary Compliance?”” on the most recent City inspection.
- “Previous City Inspection Findings” filter has been added. By selecting this filter, it will return a list of projects that have City Findings on the most recent City inspection.
- “Refresh Page” button has been added. Click this button after making filter & search changes to update Projects List.
- “Export to Excel” button has been added. By clicking on this button, the user can export the current list of projects to an excel spreadsheet.
- “Application Package” column header on the Projects List has been changed to “Documents”.
- “Inspections (Project/City)” column on the Projects List has been split into two columns & can be sorted by either column by clicking on the header.
- “Current Stage” column now renders with numerals instead of text for Stages 1-3.

**permix** Grading Permit Module: Projects List Andy Szatko (City of Omaha P

**Show only:**

- Projects my company has permit responsibility for
- ... OR Projects my company has inspection responsibility for
- ... OR Projects my company is the applicant for

**PCWP#:**

**Exclude Permit Closed Projects:**

PCWP +	Project Name	Application Package	Corrective Actions (Pending)	Inspections	Inspections (Project/City)	Current Stage	Next Action	Last Action
--------	--------------	---------------------	------------------------------	-------------	----------------------------	---------------	-------------	-------------

Figure 1 Existing Grading Module filters & project list page

**permix** Grading Permit Module: Projects List Return to PERMIX  
Andy Szatko (City of Omaha Public Works - EQCD) is logged in LOG OUT

**Display if:**

Assigned as...  Designer  Inspector  Applicant

Document Status is...  Pending Submit/Resubmit  Pending City Review  Closure

Permit Status is...  Pending  Active  Closed

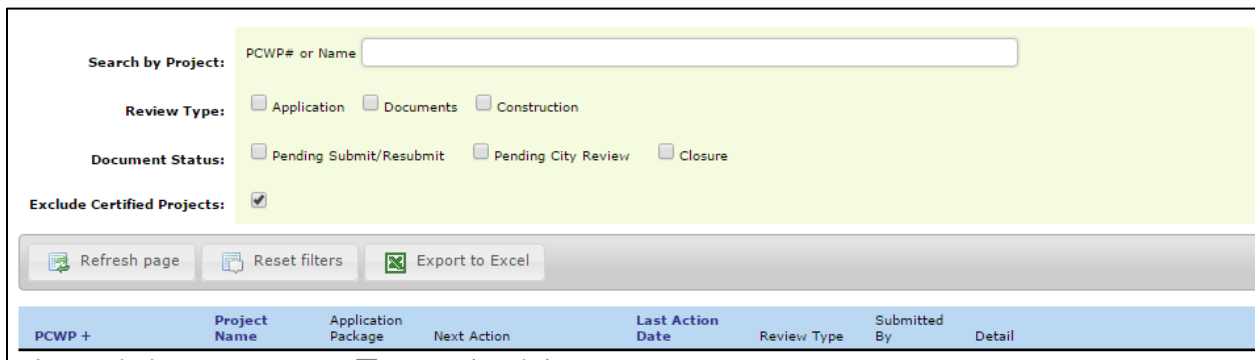
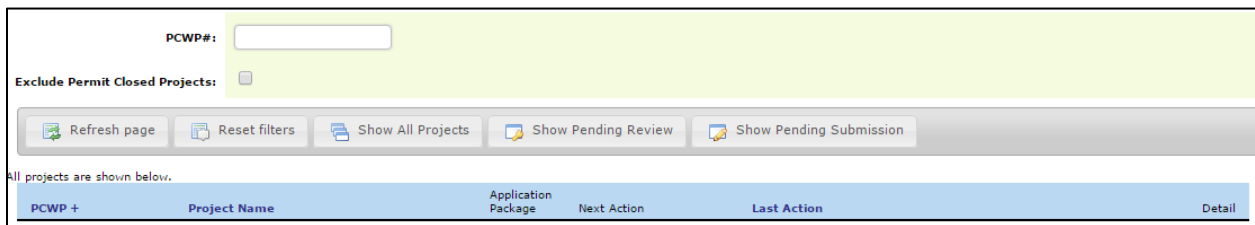
**Project:** PCWP# or Name  Inspector  Stage  Recommend Voluntary Compliance  Previous City Inspection Findings

PCWP +	Project Name	Documents	Actions/ Findings (Pending)	Inspections	Last City Inspection	Last Project Inspection	Current Stage	Next Action	Last Action
--------	--------------	-----------	-----------------------------	-------------	----------------------	-------------------------	---------------	-------------	-------------

Figure 2 New Grading Module filters & project list page

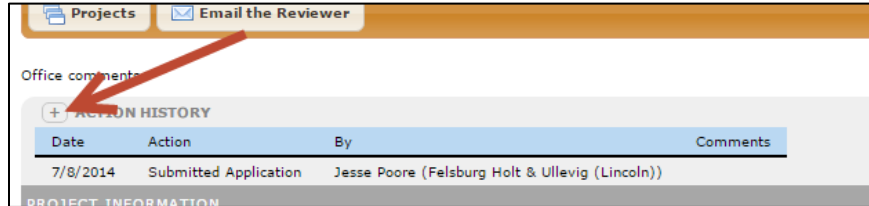
**User filters in the Post-Construction module have been added & updated to provide a better user experience & functionality. See details below**

- The “PCWP #” search field has been expanded to include the Project Name. Typing the project name or number in the search field will return a list of projects matching that criterion.
- “Review Type” filter has been added. This filter allows the user to see those projects under a particular type of review. “Application” indicates the project is in the process of obtaining approval of their application. “Documents” indicates the project is in the process of plan review. “Construction” indicates the project is approved & awaiting as-builts, certification, & any other necessary documents needed prior to satisfying post-construction requirements.
- The “Show Pending Review” & “Show Pending Submission” buttons have been removed. The filter “Document Status is...” has been added to the top with the options that allow the user to see what actions are pending for them or those that are pending for City review. For example, if the “Pending Submit/Resubmit” checkbox is selected, only those projects that require an action by the user logged in will display in the projects list. If you want to include all statuses, select or unselect all options.
- “Exclude Permit Closed Projects” filter name has been changed to “Exclude Certified Projects”.
- “Export to Excel” button has been added. By clicking on this button, the user can export the current list of projects to an excel spreadsheet.
- The “Last Action” column on the Projects List has been modified & the information separated into new columns. “Last Action Date” lists the date of the last action that was taken on the project. “Review Type” lists the review type the project is currently in. “Submitted By” lists the person who performed the last action on the project. “Detail” provide additional information regarding the project.
- “Application Package” column header on the Projects List has been changed to “Documents”.



The Action History list on the project documents page has added an expand/collapse function. Routine inspection reports have been removed from being listed here.

- The Action History is now limited to display up to 5 records but you are able to view more by clicking the plus sign



- Click the button again to collapse the list back to the latest five events.

---

### Project number now assigned at time of submission

- Temporary project numbers will be assigned to new Project Applications when they are submitted. The “-T” at the end of the project number is only there until the project has been approved by the jurisdiction’s reviewer. As you progress through each module, the number will remain the same with the suffix changing depending on whether you are in the Grading Permit Module (end with a “-GP1” or “-GP2”) or Post-Construction Module (end with a “-P”). Public Improvements numbers remain as “OPW...” numbers.

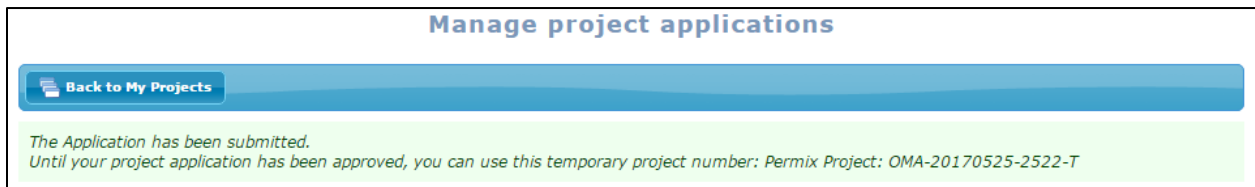


Figure 3 Screen shot of screen after a project is submitted to Permix